








# COMET

1N Mono-Glass Module  
585W-610W

## Technical Features:

-  Partial Shading Optimisation
-  Better Temperature Coefficient
-  High Temperature Restriction
-  Micro-crack Resistance
-  Higher Power
-  Lower BOS
-  More Aesthetic Values



reddot winner 2023



Product Warranty  
(Extendable to 25years\*)



Performance  
Warranty



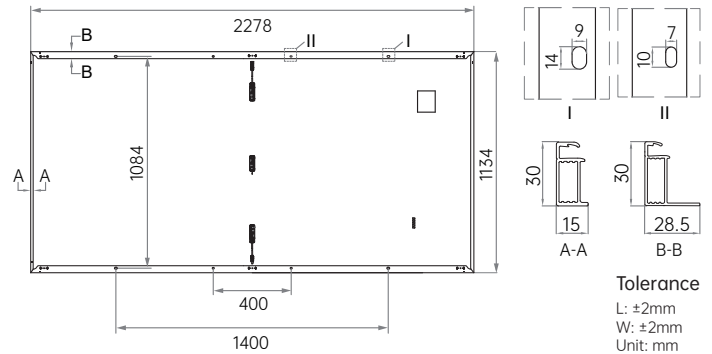
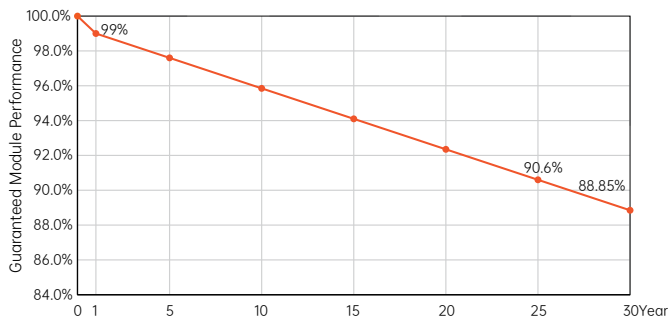
**610W**  
Output

**23.6%**  
Efficiency

**≤1%**  
First-year Degradation

**≤0.35%**  
Annual Degradation from Year 2-30

### 30-year Linear Performance Warranty



### Electrical Characteristics (STC: AM1.5 1000W/m<sup>2</sup> 25°C NOCT: AM1.5 800W/m<sup>2</sup> 20°C 1m/s)

Power Tolerance: 0~ + 3%

Model	AIKO-A585-MAH72Mw		AIKO-A590-MAH72Mw		AIKO-A595-MAH72Mw		AIKO-A600-MAH72Mw		AIKO-A605-MAH72Mw		AIKO-A610-MAH72Mw	
	STC	NOCT	STC	NOCT	STC	NOCT	STC	NOCT	STC	NOCT	STC	NOCT
$P_{max}$ [W]	585	440	590	444.0	595	448.0	600	452.0	605	456.0	610	459.0
$V_{oc}$ [V]	53.69	50.71	53.79	50.80	53.89	50.89	53.99	50.99	54.09	51.08	54.19	51.18
$V_{mp}$ [V]	44.38	41.92	44.48	42.01	44.58	42.10	44.68	42.19	44.78	42.29	44.88	42.38
$I_{sc}$ [A]	13.95	11.27	14.03	11.34	14.11	11.41	14.20	11.48	14.28	11.55	14.36	11.61
$I_{mp}$ [A]	13.19	10.53	13.27	10.59	13.35	10.65	13.43	10.72	13.52	10.79	13.60	10.85
<b>Module Efficiency</b>	<b>22.6%</b>		<b>22.8%</b>		<b>23.0%</b>		<b>23.2%</b>		<b>23.4%</b>		<b>23.6%</b>	

### Mechanical Specification

Cell Type	N-Type ABC
Front Cover Mono glass	3.2 mm tempered glass
Frame	Anodized aluminum
Cable	4mm <sup>2</sup> (IEC) 12AWG(UL) ±350mm/±1400mm or Customized Length
No. of Cells	144(6*24)
Junction Box	IP68, 3 bypass diodes
Connector	MC4 compatible/MC4-Evo2
Weight	27kg
Dimension	2278*1134*30mm
Package Detail	36pcs per pallet / 180pcs per 20'GP / 720pcs per 40'HC

### Temperature Ratings (STC)

Temperature Coefficient of $I_{sc}$	+ 0.05%/ °C
Temperature Coefficient of $V_{oc}$	- 0.22%/ °C
Temperature Coefficient of $P_{max}$	- 0.26%/ °C

### Installation Guide

Operation Temperature	-40°C - +85°C
Maximum Series Fuse Rating	25A
Protection Class	Class II
$V_{oc}$ and $I_{sc}$ Tolerance	±3%
Maximum System Voltage	DC1500V
Maximum Static Loading	Front 5400Pa Back 2400Pa
Hail Test	25 mm diameter hail at 23 m/s
Fire Rating	IEC Class C

